

NATIONAL LOW INCOME HOUSING COALITION

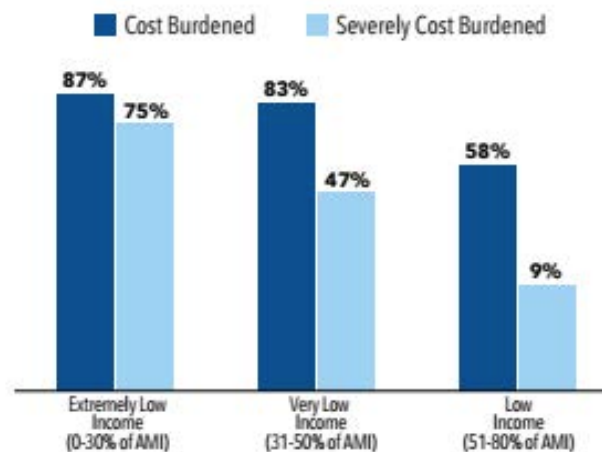
## 2016 NEW JERSEY HOUSING PROFILE

**FACT**

**75%**  
of ELI renters are severely cost burdened

### HOUSING COST BURDEN BY INCOME GROUP

Renter households spending more than 30% of their income on housing costs and utilities are cost burdened; those spending more than 50% of their income are considered severely cost burdened.



Source: NLHC tabulations of 2014 American Community Survey Public Use Microdata Sample (PUMS) housing file.



1000 Vermont Avenue, NW, Suite 500, Washington, DC 20005

[WWW.NLIHC.ORG](http://WWW.NLIHC.ORG)

## CONGRESSIONAL DISTRICT HOUSING PROFILE

### New Jersey

**Congressional District:** 1st

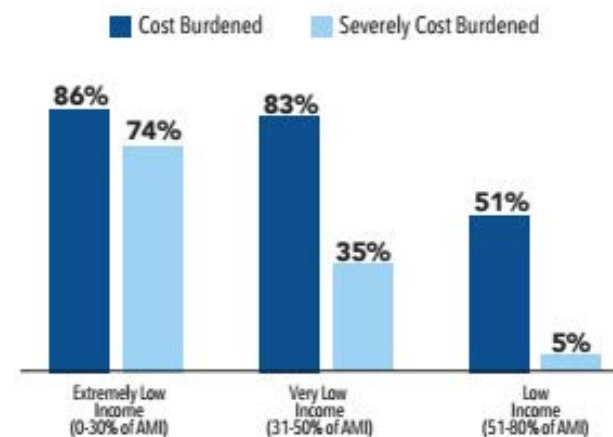
**Representative:** Donald Norcross

**FACT**

**74%**  
of ELI renters are severely  
cost burdened

#### HOUSING COST BURDEN BY INCOME GROUP

Renter households spending more than 30% of their income on housing costs and utilities are cost burdened; those spending more than 50% of their income are considered severely cost burdened.



Source: NLHC tabulations of 2008-2012 Comprehensive Housing Affordability (CHA) data.

# CONGRESSIONAL DISTRICT HOUSING PROFILE

## New Jersey

**Congressional District:** 2nd

**Representative:** Frank LoBiondo

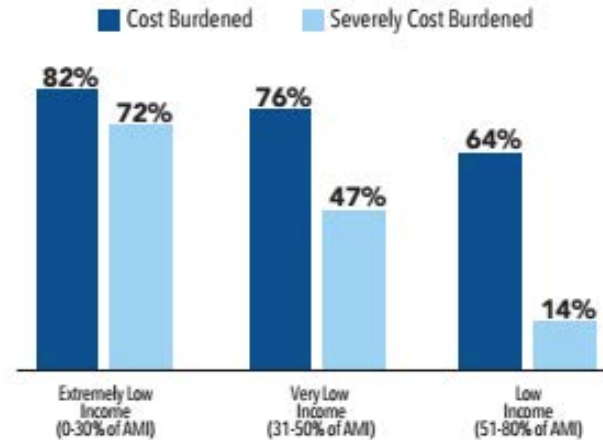
**FACT**

**72%**  
of ELI renters are severely  
cost burdened



### HOUSING COST BURDEN BY INCOME GROUP

Renter households spending more than 30% of their income on housing costs and utilities are cost burdened; those spending more than 50% of their income are considered severely cost burdened.



Source: NLHC tabulations of 2008-2012 Comprehensive Housing Affordability (CHA) data.

1000 Vermont Avenue, NW, Suite 500, Washington, DC 20005

[WWW.NLIHC.ORG](http://WWW.NLIHC.ORG)

## CONGRESSIONAL DISTRICT HOUSING PROFILE

### New Jersey

**Congressional District:** 3rd

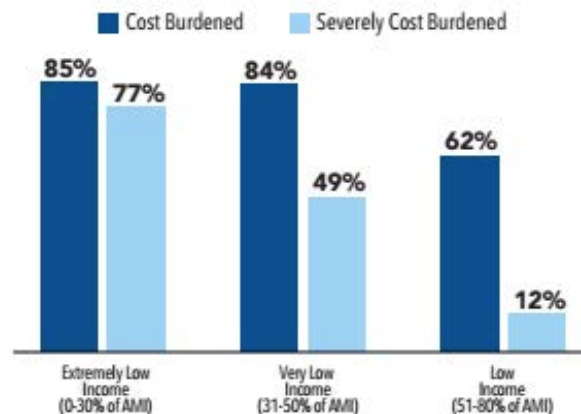
**Representative:** Tom MacArthur

**FACT**

**77%**  
of ELI renters are severely  
cost burdened

#### HOUSING COST BURDEN BY INCOME GROUP

Renter households spending more than 30% of their income on housing costs and utilities are cost burdened; those spending more than 50% of their income are considered severely cost burdened.



Source: NLHC tabulations of 2008-2012 Comprehensive Housing Affordability (CHA) data.

# CONGRESSIONAL DISTRICT HOUSING PROFILE

## New Jersey

**Congressional District:** 4th

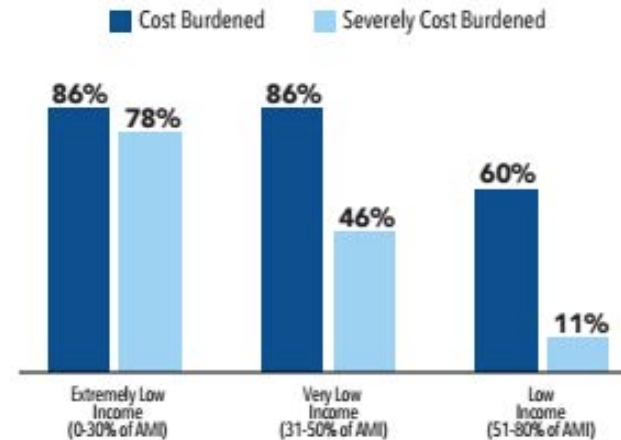
**Representative:** Christopher Smith

**FACT**

**78%**  
of ELI renters are severely  
cost burdened

### HOUSING COST BURDEN BY INCOME GROUP

Renter households spending more than 30% of their income on housing costs and utilities are cost burdened; those spending more than 50% of their income are considered severely cost burdened.



Source: NLHC tabulations of 2008-2012 Comprehensive Housing Affordability (CHA) data.

1000 Vermont Avenue, NW, Suite 500, Washington, DC 20005

[WWW.NLIHC.ORG](http://WWW.NLIHC.ORG)

# CONGRESSIONAL DISTRICT HOUSING PROFILE

## New Jersey

**Congressional District:** 5th

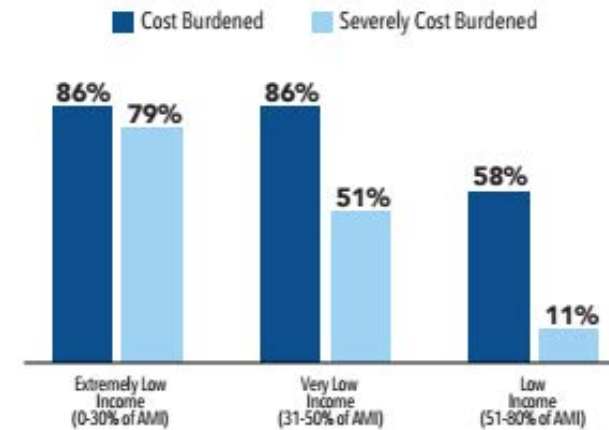
**Representative:** Scott Garrett

**FACT**

**79%**  
of ELI renters are severely  
cost burdened

### HOUSING COST BURDEN BY INCOME GROUP

Renter households spending more than 30% of their income on housing costs and utilities are cost burdened; those spending more than 50% of their income are considered severely cost burdened.



Source: NLHC tabulations of 2008-2012 Comprehensive Housing Affordability (CHA) data.

1000 Vermont Avenue, NW, Suite 500, Washington, DC 20005

[WWW.NLIHC.ORG](http://WWW.NLIHC.ORG)

## CONGRESSIONAL DISTRICT HOUSING PROFILE

# New Jersey

**Congressional District:** 6th

**Representative:** Frank Pallone Jr.

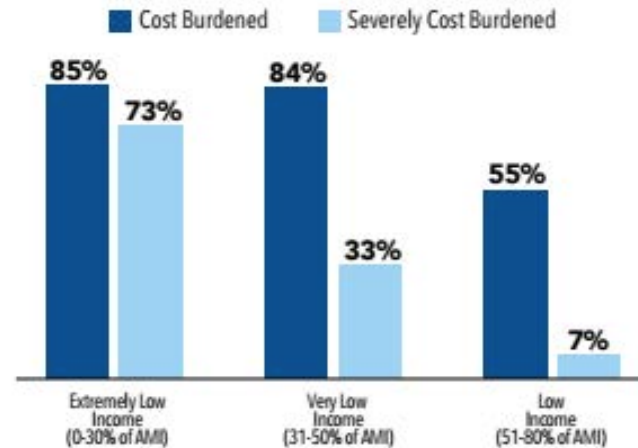
**FACT**

**73%**  
of ELI renters are severely  
cost burdened



### HOUSING COST BURDEN BY INCOME GROUP

Renter households spending more than 30% of their income on housing costs and utilities are cost burdened; those spending more than 50% of their income are considered severely cost burdened.



Source: NLHC tabulations of 2008-2012 Comprehensive Housing Affordability (CHA) data.

1000 Vermont Avenue, NW, Suite 500, Washington, DC 20005

[WWW.NLIHC.ORG](http://WWW.NLIHC.ORG)

# CONGRESSIONAL DISTRICT HOUSING PROFILE

## New Jersey

**Congressional District:** 7th

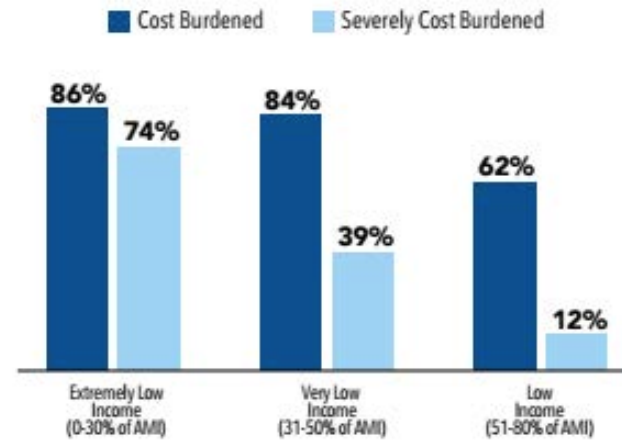
**Representative:** Leonard Lance

**FACT**

**74%**  
of ELI renters are severely  
cost burdened

### HOUSING COST BURDEN BY INCOME GROUP

Renter households spending more than 30% of their income on housing costs and utilities are cost burdened; those spending more than 50% of their income are considered severely cost burdened.



Source: NLHC tabulations of 2008-2012 Comprehensive Housing Affordability (CHA) data.

1000 Vermont Avenue, NW, Suite 500, Washington, DC 20005

[WWW.NLIHC.ORG](http://WWW.NLIHC.ORG)



## CONGRESSIONAL DISTRICT HOUSING PROFILE

# New Jersey

**Congressional District:** 8th

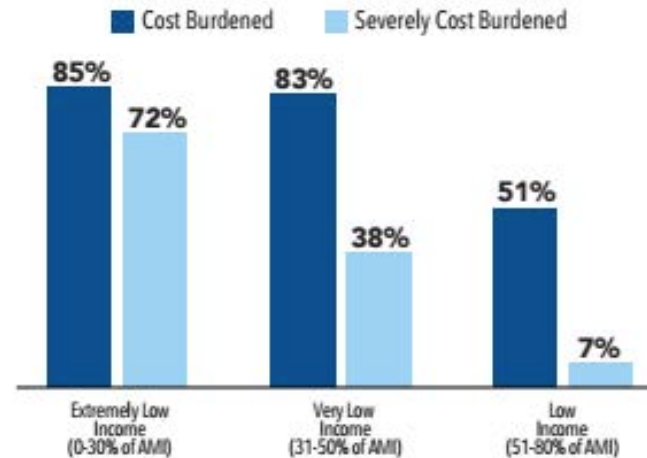
**Representative:** Albio Sires

**FACT**

**72%**  
of ELI renters are severely  
cost burdened

### HOUSING COST BURDEN BY INCOME GROUP

Renter households spending more than 30% of their income on housing costs and utilities are cost burdened; those spending more than 50% of their income are considered severely cost burdened.



Source: NLHC tabulations of 2008-2012 Comprehensive Housing Affordability (CHA) data.

1000 Vermont Avenue, NW, Suite 500, Washington, DC 20005

[WWW.NLHC.ORG](http://WWW.NLHC.ORG)

# CONGRESSIONAL DISTRICT HOUSING PROFILE

## New Jersey

**Congressional District:** 9th

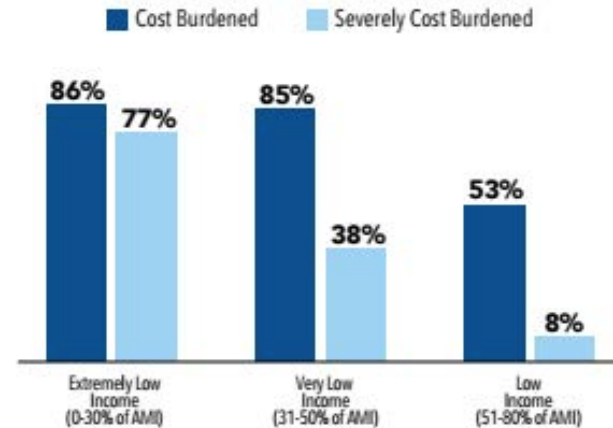
**Representative:** Bill Pascrell Jr.

**FACT**

**77%**  
of ELI renters are severely  
cost burdened

### HOUSING COST BURDEN BY INCOME GROUP

Renter households spending more than 30% of their income on housing costs and utilities are cost burdened; those spending more than 50% of their income are considered severely cost burdened.



Source: NLHC tabulations of 2009-2012 Comprehensive Housing Affordability (CHA) data.

# CONGRESSIONAL DISTRICT HOUSING PROFILE

## New Jersey

**Congressional District:** 10th

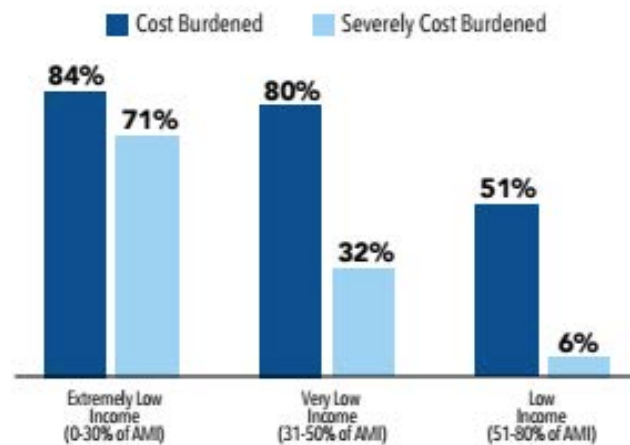
**Representative:** Donald Payne Jr.

**FACT**

**71%**  
of ELI renters are severely  
cost burdened

### HOUSING COST BURDEN BY INCOME GROUP

Renter households spending more than 30% of their income on housing costs and utilities are cost burdened; those spending more than 50% of their income are considered severely cost burdened.



Source: NLHC tabulations of 2008-2012 Comprehensive Housing Affordability (CHA) data.

# CONGRESSIONAL DISTRICT HOUSING PROFILE

## New Jersey

**Congressional District:** 11th

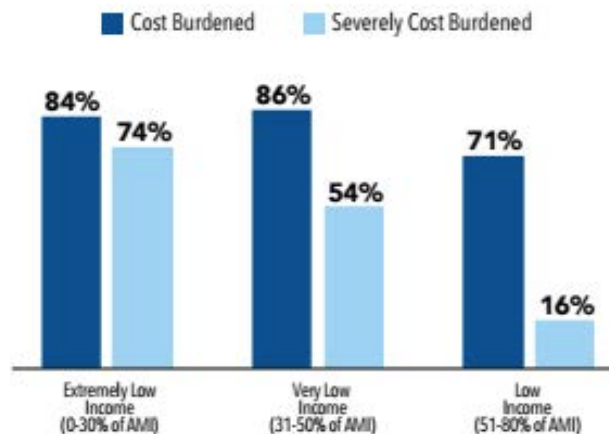
**Representative:** Rodney Frelinghuysen

**FACT**

**74%**  
of ELI renters are severely  
cost burdened

### HOUSING COST BURDEN BY INCOME GROUP

Renter households spending more than 30% of their income on housing costs and utilities are cost burdened; those spending more than 50% of their income are considered severely cost burdened.



Source: NLIHC tabulations of 2008-2012 Comprehensive Housing Affordability (CHA) data.

# CONGRESSIONAL DISTRICT HOUSING PROFILE

## New Jersey

**Congressional District:** 12th

**Representative:** Bonnie Watson Coleman

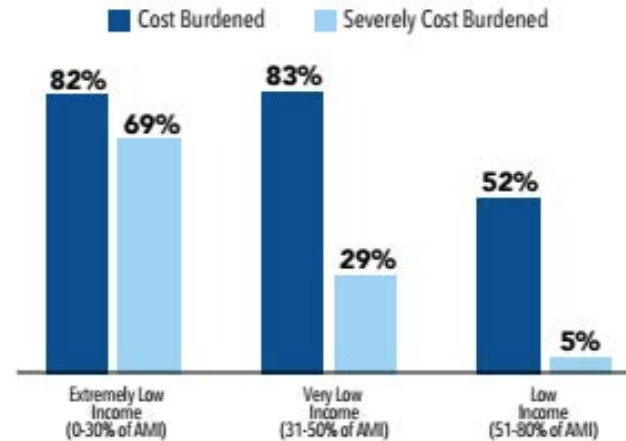
**FACT**

**69%**

of ELI renters are severely cost burdened

### HOUSING COST BURDEN BY INCOME GROUP

Renter households spending more than 30% of their income on housing costs and utilities are cost burdened; those spending more than 50% of their income are considered severely cost burdened.



Source: NLHC tabulations of 2008-2012 Comprehensive Housing Affordability (CHA) data.